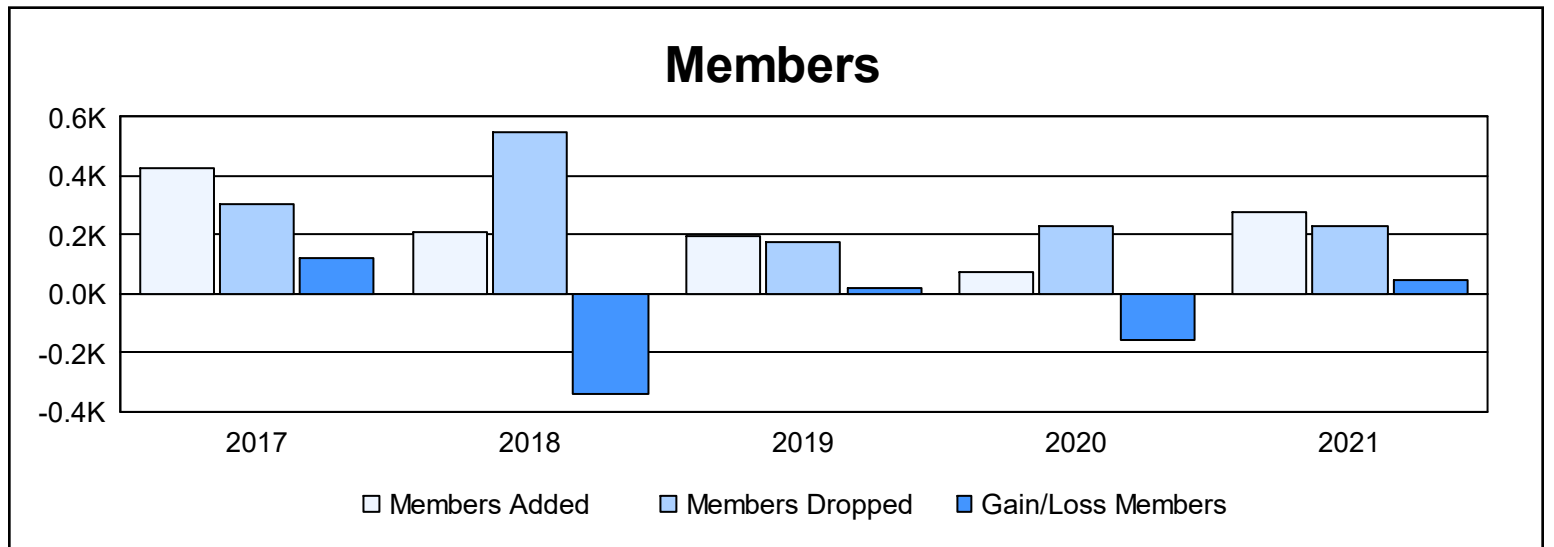
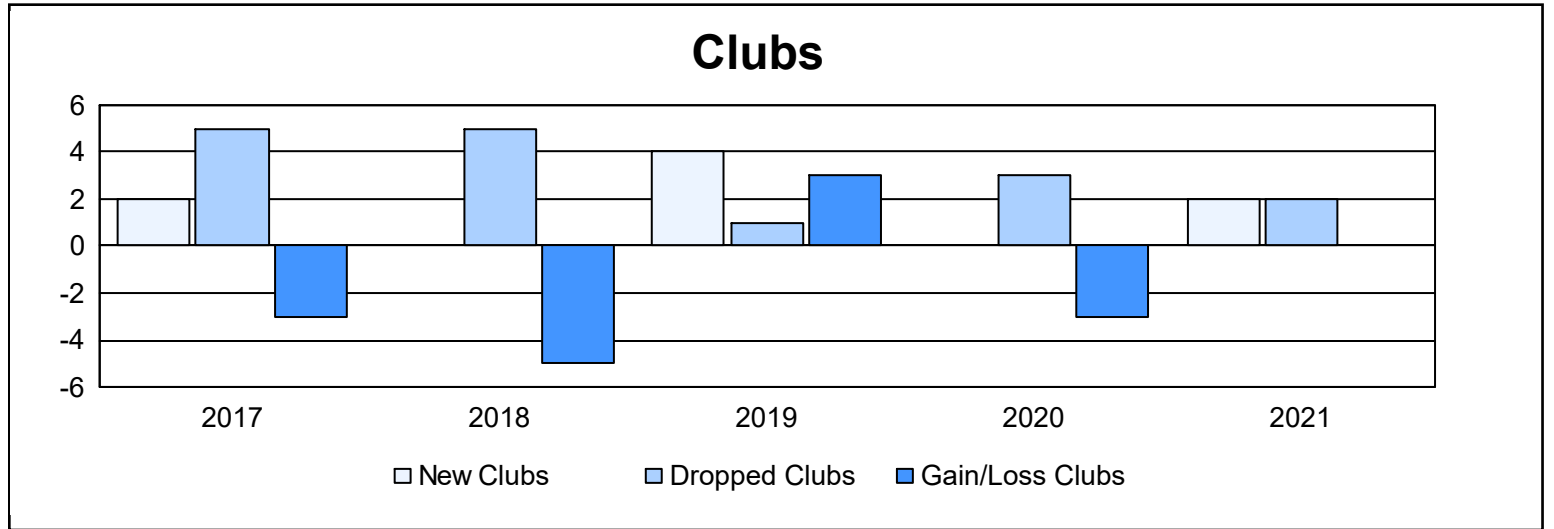
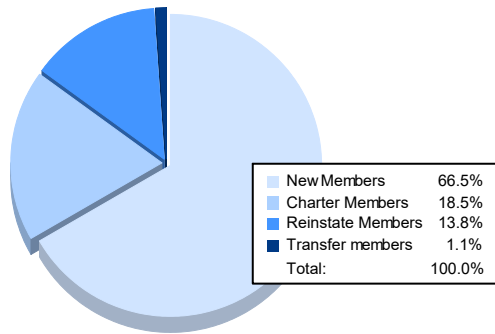


Year	New Clubs	Dropped Clubs	Gain/ Loss Clubs	New Members	Charter Members	Reinstate Members	Transfer Members	Total Member Added	Total Members Dropped	Gain/ Loss Members
2016-2017	2	5	-3	345	60	23	1	429	307	122
2017-2018	0	5	-5	149	14	44	0	207	550	-343
2018-2019	4	1	3	84	104	5	2	195	173	22
2019-2020	0	3	-3	52	0	15	5	72	227	-155
2020-2021	2	2	0	183	51	38	3	275	228	47
<b>Average</b>	<b>2</b>	<b>3</b>	<b>-2</b>	<b>163</b>	<b>46</b>	<b>25</b>	<b>2</b>	<b>236</b>	<b>297</b>	<b>-61</b>



### Membership Composition June 2021 Cumulative



### Gender Composition June 2021 Cumulative

